

Ping An of China Trust

Ping An of China CSI HK Dividend ETF (3070.HK)

★★★★★
#Morningstar Rating™

Risk Disclosure

- The Ping An of China CSI HK Dividend ETF (the "HK Dividend ETF" or the "Fund") is an index-tracking exchange traded fund, which seeks to track the performance of the CSI Hong Kong Dividend Index (Price Return, the "Underlying Index"). The return may deviate from that of the Underlying Index.
- The HK Dividend ETF is subject to concentration risk as a result of tracking the performance of companies whose operations and business are primarily from a single region (i.e. China and Hong Kong). Changes in political, economic and social conditions in the region could adversely affect the value of investments.
- There is no guarantee of the repayment of principal. Your investment in the HK Dividend ETF may suffer losses.
- Dividend distributions are not guaranteed and are subject to the discretion of the Manager.
- The units of the HK Dividend ETF may trade at a discount or premium to the net asset value of the units, which may go up as well as down.
- Investment involves risks and the HK Dividend ETF may not be suitable for everyone. Investors should read the Prospectus and Product Key Facts Statement carefully for further details including various risk factors and consider their own investment objectives and other circumstances before investing.
- Indexing investment approach aims to achieve an investment performance that closely corresponds with the underlying index, either by a Replication Strategy or by a Representative Sampling Strategy as described under "Principal Investment Strategies of the Index Funds".

Investment Objective

The HK Dividend ETF aims to track the performance of the Underlying Index.

About the Index

The Underlying Index is a stock index which seeks to reflect the performance of high yield securities in the Hong Kong market by selecting the 30 securities with high dividend yield, stable dividend payment and good liquidity from the entire universe of securities listed on the Stock Exchange of Hong Kong Limited (the "SEHK").

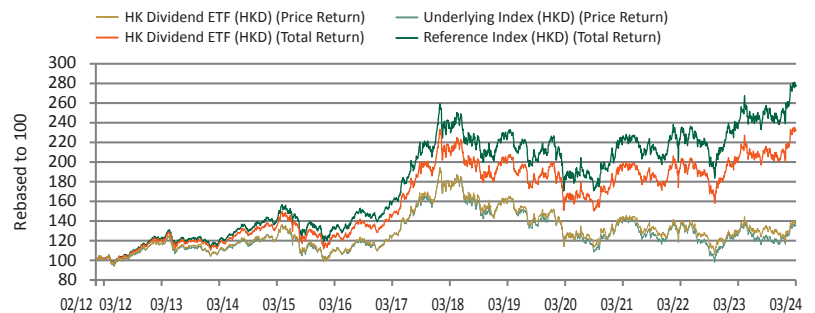
Fund Details

Exchange	SEHK
Fund Manager	Ping An of China Asset Management (Hong Kong) Company Limited
Trustee	HSBC Institutional Trust Services (Asia) Limited
Underlying Index	CSI Hong Kong Dividend Index (Price Return) <Bloomberg Ticker: CSIH1140 Index>
Reference Index	CSI Hong Kong Dividend Index (Total Return) <Bloomberg Ticker: CSIR1140 Index>
Investment Strategy	Primarily a replication strategy ⁽¹⁾
Inception Date	10 February 2012
Base Currency	HKD
Dividend Policy	Semi-annually at the discretion of the Manager, usually in June and December
Board Lot Size	100 units
Trading Charges	Usual brokerage commission and transaction levies ⁽²⁾
Management Fee	0.55% per annum ⁽³⁾
Total Net Asset	909,095,937.43
NAV per Unit	26.4580
Units Outstanding	34,360,000

Fund Codes

Stock Code	3070
Bloomberg Fund Ticker	3070 HK Equity
Bloomberg NAV Ticker	3070NAV Index
ISIN Code	HK0000098449

Fund Performance



Cumulative Performance

Total Return	YTD	1-Month	3-Month	6-Month	1-Year	3-Year	5-Year	10-Year	Since Inception
HK Dividend ETF (HKD)	9.90%	2.05%	9.90%	9.11%	13.79%	18.03%	16.30%	99.37%	132.47%
Reference Index (HKD)	10.21%	2.11%	10.21%	9.40%	15.94%	23.69%	23.98%	132.30%	177.92%

Price Return

HK Dividend ETF (HKD)	9.90%	2.05%	9.90%	3.28%	6.17%	-3.80%	-13.07%	25.58%	38.17%
Underlying Index (HKD)	10.19%	2.10%	10.19%	9.27%	6.16%	-4.67%	-14.69%	23.75%	35.49%

Calendar Year Performance

Total Return	2023	2022	2021	2020	2019	2018	2017	2016	2015	2014	2013	2012 ^Δ
HK Dividend ETF (HKD)	14.02%	3.33%	3.07%	-11.85%	7.18%	-7.16%	52.34%	2.08%	-4.64%	12.77%	3.25%	15.01%
Reference Index (HKD)	16.15%	4.86%	4.37%	-11.31%	8.39%	-6.34%	55.69%	4.48%	-2.76%	14.68%	4.23%	16.55%

Price Return

HK Dividend ETF (HKD)	6.39%	-4.34%	-2.74%	-15.52%	2.55%	-11.17%	48.42%	-1.22%	-7.65%	8.79%	0.10%	11.94%
Underlying Index (HKD)	6.37%	-5.12%	-2.91%	-16.43%	2.31%	-11.15%	48.01%	-1.30%	-7.51%	9.42%	-0.01%	11.75%

^Δ Since fund inception.

Annualized Performance

Since Inception	Total Return	Price Return	Tracking Difference (TD) & Tracking Error (TE)*	Rolling 1 Year as of 28 March 2024	Total Return	Price Return
HK Dividend ETF (HKD)	7.20%	2.70%	Tracking Difference (TD)	-2.15%	0.01%	
CSI Hong Kong Dividend Index (HKD)	8.79%	2.53%	Tracking Error (TE)**	0.60%	6.19%	

^Δ The Fund is recognized as one of the eligible collective investment schemes under the New Capital Investment Entrant Scheme ("New CIES") in Hong Kong with effect from 1 March 2024.

⁽¹⁾ The Manager may also adopt a representative sampling strategy.

⁽²⁾ For complete information about fees and charges, please refer to the Prospectus.

⁽³⁾ This refers to management fee only.

* TD is the return difference between an ETF and its underlying benchmark / index over a certain period of time. TE measures how consistently an ETF follows its benchmark / index. It is the volatility (measured by standard deviation) of that return difference.

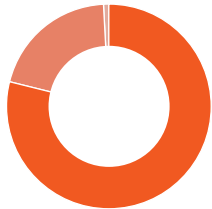
** Annualized based on the number of dealing days in the past year when daily TD is calculated.

The HK Dividend ETF (Price Return) performance is calculated in HKD on NAV-to-NAV basis without dividend reinvested. CSI Hong Kong Dividend Index (Price Return) is the Underlying Index of the HK Dividend ETF. The HK Dividend ETF (Total Return) performance is calculated in HKD on NAV-to-NAV basis with dividend reinvested. CSI Hong Kong Dividend Index (Total Return) performance is provided for reference purpose only.

Ping An of China Trust

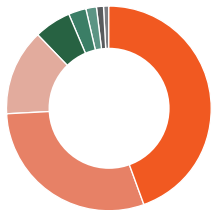
Ping An of China CSI HK Dividend ETF (3070.HK)

Country / Region Allocation (%)



- Mainland China 79.05%
- Hong Kong 20.14%
- Cash 0.81%

Sector Allocation (%)



- Financials 44.47%
- Energy 29.96%
- Communication Services 13.49%
- Utilities 5.70%
- Industrials 3.03%
- Materials 1.66%
- Real Estate 0.88%
- Cash 0.81%

Top 10 Holdings

Holdings	(%)	
883 HK	CNOOC Ltd	12.32%
3988 HK	Bank of China Ltd	9.90%
941 HK	China Mobile Ltd	9.28%
1398 HK	Industrial & Commercial Bank of China Ltd	9.27%
939 HK	China Construction Bank Corp	9.18%
857 HK	PetroChina Co Ltd	6.36%
386 HK	China Petroleum & Chemical Corp	4.94%
1088 HK	China Shenhua Energy Co Ltd	4.67%
1288 HK	Agricultural Bank of China Ltd	4.59%
3328 HK	Bank of Communications Co Ltd	4.07%

Dividend History

Ex-date	Dividend per Unit	Ex-date	Dividend per Unit
29 Jun 2012	HKD0.27	22 Jun 2018	HKD0.38
14 Dec 2012	HKD0.28	14 Dec 2018	HKD0.96
28 Jun 2013	HKD0.32	27 Jun 2019	HKD0.43
13 Dec 2013	HKD0.34	13 Dec 2019	HKD0.82
27 Jun 2014	HKD0.34	29 Jun 2020	HKD0.20
12 Dec 2014	HKD0.48	11 Dec 2020	HKD0.82
26 Jun 2015	HKD0.19	29 Jun 2021	HKD0.62
11 Dec 2015	HKD0.52	23 Dec 2021	HKD0.83
24 Jun 2016	HKD0.21	29 Jun 2022	HKD0.75
09 Dec 2016	HKD0.52	23 Dec 2022	HKD1.10
30 Jun 2017	HKD0.25	29 Jun 2023	HKD0.36
08 Dec 2017	HKD0.50	22 Dec 2023	HKD1.31

Market Makers ⁽⁴⁾

BNP Paribas Securities (Asia) Limited | Flow Traders Hong Kong Limited

Participating Dealers ⁽⁴⁾

ABN AMRO Clearing Hong Kong Limited	J.P. Morgan Broking (Hong Kong) Limited
Chief Securities Limited	KGI Asia Limited
China Merchants Securities (HK) Co., Limited	Merrill Lynch Far East Limited
Citigroup Global Markets Asia Limited	Mirae Asset Securities (HK) Limited
Goldman Sachs (Asia) Securities Limited	Phillip Securities (Hong Kong) Limited
Haitong International Securities Company Limited	UBS Securities Hong Kong Limited
Head and Shoulders Securities Limited	

Awards

House Awards

Bloomberg Businessweek
彭博商業周刊 / 中文版



AsiaRisk Awards
2022 Winner

Investment house
of the year
Ping An

AsiaRisk Awards
2020 Winner

Asset management
firm of the year
Ping An of China
Asset Management (Hong Kong)

Fund Award

- 2023** **Bloomberg Businessweek/Chinese Edition Top Fund Awards ⁽⁷⁾**
ETFs (NAV Total Return 1 Year) - Equity – Hong Kong – Best Performer
- China Fund News - The Yinghua Awards (Overseas Fund) ⁽⁸⁾**
Mutual Fund - Three-year Yinghua Awards - Greater China ETF
- 2021** **Bloomberg Businessweek/Chinese Edition Top Fund Awards ⁽⁷⁾**
ETFs (NAV Tracking Error 1 Year) - Equity - Greater China – Outstanding Performer

⁽⁴⁾ Please refer to the website <https://asset.pingan.com.hk/> for the latest lists of Market Makers and Participating Dealers

⁽⁵⁾ Source: Bloomberg Businessweek/Chinese Edition, ESG Leading Enterprise Awards 2021 and 2022 as of November 2021 and December 2022 respectively.

⁽⁶⁾ Source: Risk.net and Asia Risk Magazine, Asia Risk Awards 2020 and 2022 as of September 2020 and November 2022 respectively.

⁽⁷⁾ Bloomberg Businessweek/Chinese Edition Top Fund Awards 2021 and 2023: based on fund performance as of 30 September 2021 and 30 September 2023 respectively.

⁽⁸⁾ China Fund News - The Yinghua Awards (Overseas Fund) 2023: based on fund performance as of 30 September 2023.

^{*} Source: Morningstar, Morningstar Rating as of 28 March 2024. **Past performance is not a guide to future performance.** A rating is not a recommendation to buy, sell or hold a fund. © 2024 Morningstar Asia Limited. All Rights Reserved. The information contained herein: (a) is proprietary to Morningstar and/or its content providers; (b) may not be copied or distributed; and (c) is not warranted to be accurate, complete, or timely. Neither Morningstar nor its content providers are responsible for any damages or losses arising from any use of this information.

Fund Allocation: Fund allocations are a percentage of investments in asset categories (i.e. total sum of financial assets and cash at bank) as of the end of the period. The asset category of the Fund is based on its predominant investments under normal market conditions. The Fund may shift allocations among asset classes at any time without prior notice. Percentage may not equal 100% due to rounding. **Top Holdings:** These securities do not represent all of the securities purchased, sold or recommended for clients, and the reader should not assume that investment in the securities listed was or will be profitable. The portfolio manager for the Fund reserves the right to withhold release of information with respect to holdings that would otherwise be included in the top holdings list.

Contact Us

asset.pingan.com.hk

(+852) 3762 9292

PUB_PAAMHK_IS@pingan.com.hk

Disclaimer

The HK Dividend ETF, a sub-fund of Ping An of China Trust, has been authorized by the Securities and Futures Commission of Hong Kong ("SFC") (SFC authorization is not an official recommendation or endorsement of the HK Dividend ETF nor does it guarantee the commercial merits of the HK Dividend ETF or its performance. It does not mean the HK Dividend ETF is suitable for all investors nor is it an endorsement of its suitability for any particular investor or class of investors). Information herein has not been independently verified but is based on sources believed to be accurate and reliable as at the date it was made. Any projections or other forward-looking statements regarding future events or performance of countries, markets or companies are not necessarily indicative of, and may differ from, actual events or results. No warranty of accuracy is given and no liability in respect of any error or omission is accepted. Ping An of China Asset Management (Hong Kong) Company Limited ("PAAMC") reserves the right to revise any information herein at any time without notice. The contents of this factsheet are for information only and no offer or solicitation to buy or sell securities and no investment advice or recommendation is made herein. Investment involves risks. Investors should not only base investment decisions on this factsheet alone. The past performance is not indicative of future performance. The price of the HK Dividend ETF may rise or fall and investors may lose some or all of their investment. This factsheet is issued by PAAMC and has not been reviewed by the SFC. Please read the disclaimer in relation to the Underlying Index in the HK Dividend ETF's Prospectus.

For more information about Ping An of China Asset Management (Hong Kong), please visit our website: <https://asset.pingan.com.hk> (This website has not been reviewed by the SFC)